



Sample Delta 8 Vape Cartridge - CDT Blend- 1 ml

Sample ID:	BBL_0007	Matrix:	Distillate	Analyses Executed:	Full Panel
Company:	HEMP USA LLC	Batch ID:	06SEP2022-AE12398	Reported:	20 April, 2023
Phone:	2149034405	Received:	15 April, 2023		
Address:	8500 Valley Street TX 75234				
Email:	support@hempfds.com				

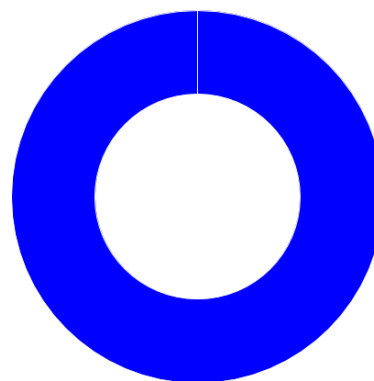

Lab Notes: Results reported for sample as received

Cannabinoid Profile Analysis

Analyzed 20 April, 2023 Instrument HPLC-PDA | Method TM-101
 Uncertainty Measurement at 95% confidence level is 10%, k=2

Analyte	LOD (ppm)	LOQ (ppm)	Result %	Result (mg/g)
Cannabidivarinic acid (CBDVa)	0.030	0.080	ND	ND
Cannabidivarin (CBDV)	0.050	0.150	ND	ND
Cannabidiolic acid (CBDa)	0.040	0.110	ND	ND
Cannabidiol (CBD)	0.060	0.190	ND	ND
Cannabigerolic acid (CBGa)	0.040	0.120	ND	ND
Cannabigerol (CBG)	0.080	0.230	ND	ND
Cannabinolic acid (CBNa)	0.080	0.250	ND	ND
Cannabinol (CBN)	0.040	0.120	ND	ND
Cannabichromenic acid (CBCa)	0.350	1.060	ND	ND
Cannabichromene (CBC)	0.090	0.280	ND	ND
Cannabicyclol (CBL)	0.210	0.640	ND	ND
D9-Tetrahydrocannabinolic acid (THCa)	0.130	0.400	ND	ND
D9-Tetrahydrocannabinol (D9-THC)	0.120	0.360	ND	ND
Tetrahydrocannabivarinic acid (THCVa)	0.050	0.160	ND	ND
Tetrahydrocannabivarin (THCV)	0.080	0.240	ND	ND
D8-Tetrahydrocannabinol (D8-THC)	0.140	0.430	98.8685	988.68
Total THC (THCa * 0.877 + THC)			ND	ND
Total CBD (CBDa * 0.877 + CBD)			ND	ND
Total CBG (CBGa * 0.877 + CBG)			ND	ND
Total Cannabinoids			98.87	988.68

Sample Photography



■ D8-THC

NR Not Reportable
 ND Not Detected
 N/A Not Applicable
 NT Not Tested
 LOD Limit of Detection
 LOQ Limit of Quantification
 <LOQ Detected
 >ULOL Above upper limit of linearity
 CFU/g Colony Forming Units per 1 gram
 TNTC Too Numerous to Count



Authorized Signature

INFORMATION ONLY

Scan the QR code to verify authenticity.

Laboratory Director
 20 April, 2023 12:23:24 PM



HME - Heavy Metals Detection Analysis

Analyzed 15 April, 2023 | Instrument ICP-MS | Method TM-105

Analyte	LOD (ppb)	LOQ (ppb)	Result ug/g	Flag	Limit ug/g
Arsenic (As)	0.005	0.015	0		
Cadmium (Cd)	0.005	0.016	0		
Mercury (Hg)	0.004	0.013	0		
Lead (Pb)	0.075	0.224	0		

MIB - Microbial Testing Analysis

Analyzed 16 April, 2023 | Instrument PCR/ Plating (not A2LA accredited) | Method TM-109

Analyte	Limit (CFU/g)	Result CFU/g	Flag
Salmonella SPP		NEG	
Total Yeast & Mold		<10	
Aspergillus fumigatus		NEG	
Aspergillus flavus		NEG	
Aspergillus niger		NEG	
Aspergillus terreus		NEG	
Shiga toxin-producing Escherichia Coli		NEG	

MTO - Mycotoxin Testing Analysis

Analyzed 16 April, 2023 | Instrument Subcontracted | Method Subcontracted

Analyte	LOD (ppb)	LOQ (ppb)	Result ug/kg (ppb)	Flag	Limit ug/kg
Mycotoxin B1	0.000	0.010	N D		
Mycotoxin B2	0.010	0.030	N D		
Mycotoxin G1	0.010	0.020	N D		
Mycotoxin G2	0.010	0.040	N D		
Ochratoxin A	0.020	0.060	N D		
Total Mycotoxins			N D		

PES - Pesticides Screening Analysis

Analyzed 16 April, 2023 | Instrument Subcontracted | Method

NR Not Reportable
 ND Not Detected
 N/A Not Applicable
 NT Not Tested
 LOD Limit of Detection
 LOQ Limit of Quantification
 <LOQ Detected
 >ULOL Above upper limit of linearity
 CFU/g Colony Forming Units per 1 gram
 TNTC Too Numerous to Count



Scan the QR code to verify authenticity.

Authorized Signature
 Laboratory Director
 20 April, 2023 2:23:24 PM

Bluebonnet Labs Certificate of Analysis

2567 Valley View Ln, Dallas, TX 75234, United States | TX Registration #: TL2020031

DEA #: RP0607436 | ISO/IEC 17025:2017 Certificate #: 6400.01



Bluebonnet Labs

Analytes	LOD (ppb)	LOQ (ppb)	Result ug/g	Flag	Limit ug/g
Abamectin	0.110	0.330	N D		
Acephate	0.230	0.700	N D		
Acequinocyl	0.110	0.320	N D		
Acetamiprid	0.020	0.050	N D		
Aldicarb	0.020	0.050	N D		
Azoxystrobin	0.020	0.060	N D		
Bifenazate	0.010	0.030	N D		
Bifenthrin	0.020	0.060	N D		
Boscalid	0.060	0.170	N D		
Carbaryl	0.010	0.040	N D		
Carbofuran	0.010	0.020	N D		
Chlorantraniliprole	0.010	0.030	N D		
Chlorpyrifos	0.010	0.030	N D		
Clofentezine	0.010	0.040	N D		
Coumaphos	0.040	0.120	N D		
Cyfluthrin	2.320	7.020	N D		
Cypermethrin	0.370	1.130	N D		
Daminozide	0.550	1.650	N D		
Dichlorvos	0.050	0.140	N D		
Dimethoate	0.010	0.020	N D		
Dimethomorph	0.010	0.030	N D		
Ethoprophos	0.020	0.050	N D		
Etofenprox	0.010	0.040	N D		
Etoxazole	0.010	0.020	N D		
Fenhexamid	0.040	0.140	N D		
Fenoxycarb	0.020	0.060	N D		
Fenpyroximate	0.010	0.040	N D		
Fipronil	0.010	0.040	N D		
Fludioxinil	0.020	0.050	N D		
Flonicamide	0.010	0.030	N D		
Hexythiazox	0.010	0.020	N D		
Imazalil	0.060	0.170	N D		
Imidacloprid	0.040	0.110	N D		
Kresoxim-methyl	0.020	0.050	N D		
Malathion	0.010	0.030	N D		
Metalaxyl	0.010	0.020	N D		
Methiocarb	0.010	0.030	N D		
Methomyl	0.020	0.050	N D		
Mevinphos	0.060	0.180	N D		
Myclobutanil	1.190	3.610	N D		
Naled	0.030	0.080	N D		
Oxamyl	0.020	0.050	N D		
Paclobutrazole	0.020	0.060	N D		
Permethrin	0.080	0.260	N D		
Phosmet	0.010	0.030	N D		
Piperonyl butoxide	0.010	0.040	N D		
Prallethrin	0.100	0.300	N D		

NR Not Reportable
 ND Not Detected
 N/A Not Applicable
 NT Not Tested
 LOD Limit of Detection
 LOQ Limit of Quantification
 <LOQ Detected
 >ULOL Above upper limit of linearity
 CFU/g Colony Forming Units per 1 gram
 TNTC Too Numerous to Count



Authorized Signature

INFORMATION ONLY

Scan the QR code to verify authenticity.

Laboratory Director
 20April, 2023 12:23:24 PM

*This report shall not be reproduced except in full, without the written approval of the lab. This report is for informational purposes only and should not be used to diagnose, treat or prevent any disease. Results are only for samples and batches indicated. Results are reported on an "as received" basis, unless indicated otherwise. All required LQC (Laboratory Quality Control) samples were included in the performance of these analyses and met the acceptance criteria for ISO/IEC Regulations.



Analytes	LOD (ppb)	LOQ (ppb)	Result ug/g	Flag	Limit ug/g
Propiconazole	0.070	0.220	N D		
Propoxur	0.010	0.030	N D		
Pyrethrin-I	0.020	0.060	N D		
Pyridaben	0.010	0.020	N D		
Spinetoram	0.230	0.690	N D		
Spinosyn A	0.010	0.020	N D		
Spinosyn D	0.000	0.010	N D		
Spiromesifen	0.050	0.140	N D		
Spirotetramat	0.010	0.030	N D		
Spiroxamine	0.010	0.030	N D		
Tebuconazole	0.010	0.030	N D		
Thiachloprid	0.010	0.030	N D		
Thiamethoxam	0.010	0.040	N D		
Methyl parathion	0.050	0.140	N D		
Diazinon	0.010	0.040	N D		
Trifloxystrobin	0.010	0.030	N D		
Chlordane	0.740	2.250	N D		
Chlorfenapyr	0.830	2.530	N D		
Pentachloronitrobenzene	0.060	0.170	N D		

NR Not Reportable
 ND Not Detected
 N/A Not Applicable
 NT Not Tested
 LOD Limit of Detection
 LOQ Limit of Quantification
 <LOQ Detected
 >ULOL Above upper limit of linearity
 CFU/g Colony Forming Units per 1 gram
 TNTC Too Numerous to Count



Authorized Signature

INFORMATION ONLY

Scan the QR code to verify authenticity.

Laboratory Director
20 April, 2023 12:23:24 PM



RES – Residual Solvent Analysis

Analyzed 16 April, 2023 | Instrument HS-GC/MS | Method TM-106
 Analysis Comment: Ethylbenzene & Isobutane are not A2LA accredited.

Analyte	LOD (ppm)	LOQ (ppm)	Result (ppm)	Flag	Limit ug/g
Propane	0.470	1.410	N D		
Methanol	0.070	0.230	N D		
Pentane	0.130	0.410	N D		
Ethanol	0.130	0.380	N D		
Ethyl ether	0.020	0.070	N D		
Acetone	0.060	0.180	N D		
Isopropyl alcohol	0.030	0.090	N D		
Acetonitrile	0.020	0.060	N D		
Methylene chloride	0.010	0.020	N D		
Hexane	0.030	0.080	N D		
Ethyl acetate	0.030	0.080	N D		
Chloroform	0.010	0.030	N D		
Benzene	0.010	0.030	N D		
1,2-Dichloroethane	0.010	0.030	N D		
Heptane	0.020	0.060	N D		
Trichloroethene	0.010	0.030	N D		
Toluene	0.010	0.020	N D		
Isobutane	3.900	11.820	N D		
Ethyl benzene	1.700	5.160	N D		
m p-Xylenes	0.010	0.030	N D		
o-Xylene	0.010	0.020	N D		

NR Not Reportable
 ND Not Detected
 N/A Not Applicable
 NT Not Tested
 LOD Limit of Detection
 LOQ Limit of Quantification
 <LOQ Detected
 >ULOL Above upper limit of linearity
 CFU/g Colony Forming Units per 1 gram
 TNTC Too Numerous to Count



Scan the QR code to verify authenticity.

Authorized Signature

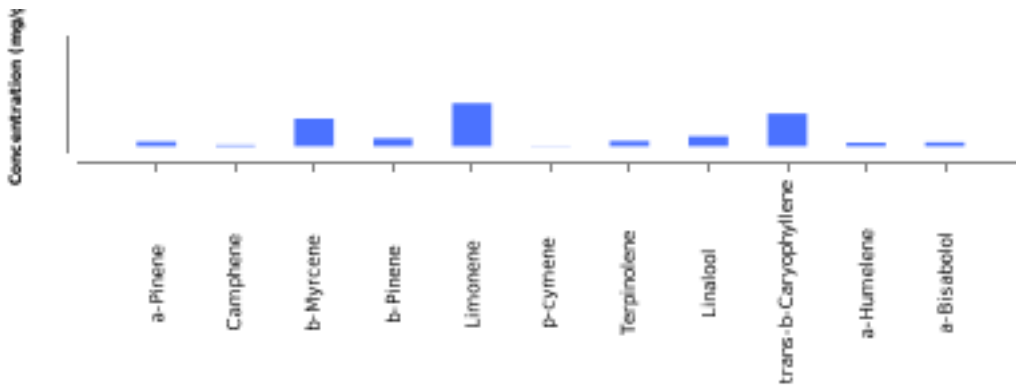
Laboratory Director
 20 April, 2023 12:23:24 PM



TER- Terpenes Analysis

Analyzed 19 April, 2023 | Instrument HS-GC/MS | Method TM-102

Analyte	LOD (ppm)	LOQ (ppm)	Result %	Result mg/g
a-Pinene	0.840	2.540	0.04	0.37
Camphene	0.940	2.850	0.01	0.09
b-Myrcene	1.080	3.260	0.22	2.21
b-Pinene	1.110	3.380	0.06	0.64
3-Carene	0.460	1.400	N D	N D
a-Terpinene	1.180	3.570	N D	N D
a-cimene	0.240	0.710	N D	N D
Limonene	0.730	2.210	0.34	3.44
p-cymene	0.680	2.070	0	0.02
cis-b-Ocimene	0.680	2.050	N D	N D
Eucalyptol	1.500	4.530	N D	N D
y-Terpinene	0.570	1.720	N D	N D
Terpinolene	0.970	2.950	0.04	0.43
Linalool	1.830	5.550	0.08	0.78
Isopulegol	1.650	4.990	N D	N D
Geraniol	0.780	2.370	N D	N D
trans-b-Caryophyllene	0.910	2.760	0.26	2.6
a-Humulene	0.960	2.920	0.03	0.29
cis-Nerolidol	0.510	1.540	N D	N D
trans-Nerolidol	1.110	3.360	N D	N D
Guaiol	2.800	8.490	N D	N D
Caryophyllene Oxide	0.970	2.950	N D	N D
a-Bisabolol	2.500	7.560	0.03	0.3
Total Terpene Concentration			1.12	11.18



NR Not Reportable
 ND Not Detected
 N/A Not Applicable
 NT Not Tested
 LOD Limit of Detection
 LOQ Limit of Quantification
 <LOQ Detected
 >ULOL Above upper limit of linearity
 CFU/g Colony Forming Units per 1 gram
 TNTC Too Numerous to Count



Authorized Signature

INFORMATION ONLY

Scan the QR code to verify authenticity.

Laboratory Director
20 April, 2023 12:23:24 PM